

How to Search for an Author in Scopus and View Their Profile

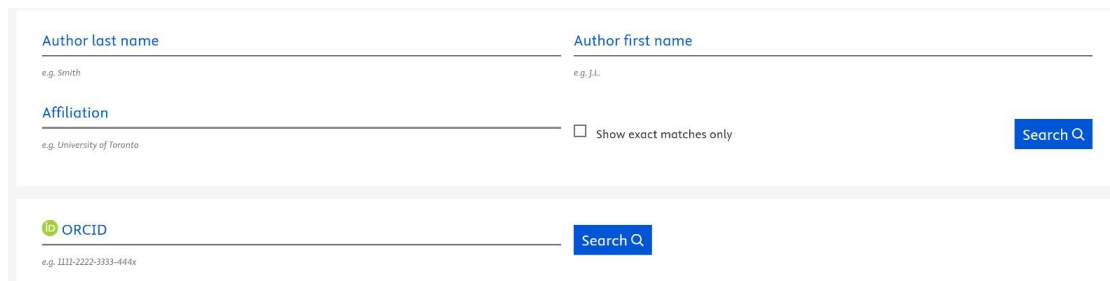
It is easy to search for an author and view their profile on Scopus. Here is a simple method to search for an author's profile.

Visit this author search URL on Scopus.

[Scopus - Search for an author profile](#)

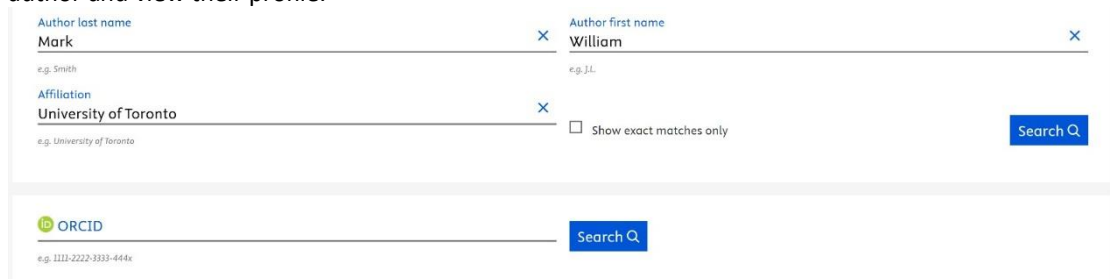
It will show an interface where you can see:

- Author last name
- Author first name
- Affiliation
- ORCID



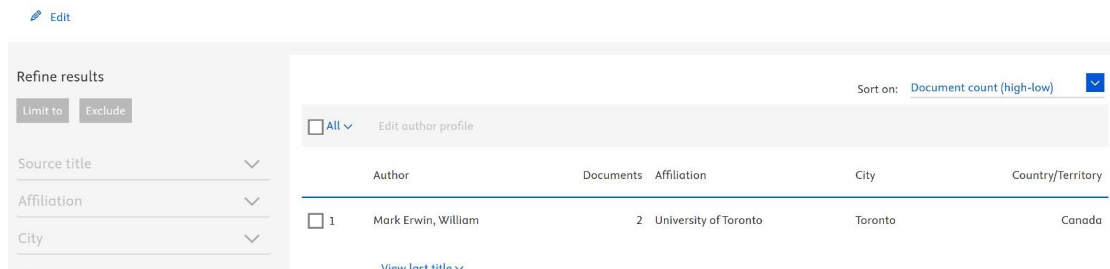
The image shows the Scopus author search interface. It consists of four input fields: 'Author last name' (with example 'e.g. Smith'), 'Author first name' (with example 'e.g. J.L.'), 'Affiliation' (with example 'e.g. University of Toronto'), and 'ORCID' (with example 'e.g. 1111-2222-3333-4444'). There are 'Search Q' buttons next to the first three fields. A checkbox labeled 'Show exact matches only' is located between the Affiliation and ORCID fields.

You can simply enter the last name, first name, and affiliated institution name, and search for the author and view their profile.



The image shows the Scopus author search interface with example data entered. The 'Author last name' field contains 'Mark', the 'Author first name' field contains 'William', and the 'Affiliation' field contains 'University of Toronto'. The 'ORCID' field is empty. There are 'Search Q' buttons next to the first three fields. A checkbox labeled 'Show exact matches only' is located between the Affiliation and ORCID fields.

For example, you enter Mark as the last name, William as the first name, and the University of Toronto as the institution.



The image shows the Scopus search results interface. On the left, there is a 'Refine results' sidebar with 'Limit to' and 'Exclude' buttons, and dropdown menus for 'Source title', 'Affiliation', and 'City'. The main area shows a table of results. The table has columns for 'Author', 'Documents', 'Affiliation', 'City', and 'Country/Territory'. The first result is 'Mark Erwin, William' with 2 documents, affiliated with 'University of Toronto', located in 'Toronto', Canada. There is an 'Edit author profile' link above the table and a 'View Incl title' link below it.

| | Author | Documents | Affiliation | City | Country/Territory |
|--------------------------|-----------------------|-----------|-----------------------|---------|-------------------|
| <input type="checkbox"/> | 1 Mark Erwin, William | 2 | University of Toronto | Toronto | Canada |

Clicking on the search reveals the people associated with these names. Now, click on the author's name and go to their profile.

You're viewing this profile on Scopus Preview

Scopus Preview shows a limited view of author profiles. Select 'Check access' to see if you have full access to Scopus through your organization.

[Check access](#)

Mark Erwin, William

[University of Toronto](#), Toronto, Canada • Scopus ID: 55279828900 • [Connect to ORCID](#)

[Show all information](#)

100 Citations by 100 documents 2 Documents [h-index](#) 2

[Edit profile](#) [More](#)

[Documents \(2\)](#) [Impact](#) [Cited by \(100\)](#) [Preprints \(0\)](#) [Co-authors \(14\)](#) [Topics](#) [Awarded grants \(0\)](#)

1 of 2 documents [Limited access](#)